



P R O J E C T
WOOD - WORKING MACHINERY

BAND SAWING CENTERS CNC



MZ PROJECT s.n.c. di Mazzola A. & Zappa A.
Via S. Agata 61-61/A - 22066 MARIANO COMENSE (CO) ITALY
Tel. +39-031-751180 - Fax +39-031-751383
<http://www.mzproject.com> - e-mail: info@mzproject.com



WE "TURN" THE BLADE TO YOUR DESIRE

The twisting of the blade for cutting makes our machines unique in their kind.

Combining CNC technology with our traditional time proven band-saw design has allowed us to manufacture and sell worldwide a new evolution of band saw which is simple to program and operate. This new era in band saws provides the ability to saw very difficult parts (+/- 90 deg inclination), with higher speed and accuracy, than can be achieved by traditional means.

This technology results in cost savings benefits of CNC band sawing operations. These features often result in faster cutting and higher yield than with other types of operations. The machine's computer control positions three axes, X-Y-C simultaneously, using the advanced NUM controller, allowing the operator to work hands free (a great safety opportunity).

As an option, we offer ALPHACAM software which allows importing "profiles" generated by a digitizer (photo **A**) or microscribe (photo **B**). ALPHACAM can also directly import DXF files generated by other

CAD programs. The standard machines are available in two size with a maximum cutting length of 1300 or 2000 mm. Machines of a larger capacity can be manufactured upon request.

Optional extras available include a conveyor belt and a laser beam alignment system to ensure the correct positioning of the timber blank. The drive motor can be upgraded up to 15 HP.



SPECIFICATIONS

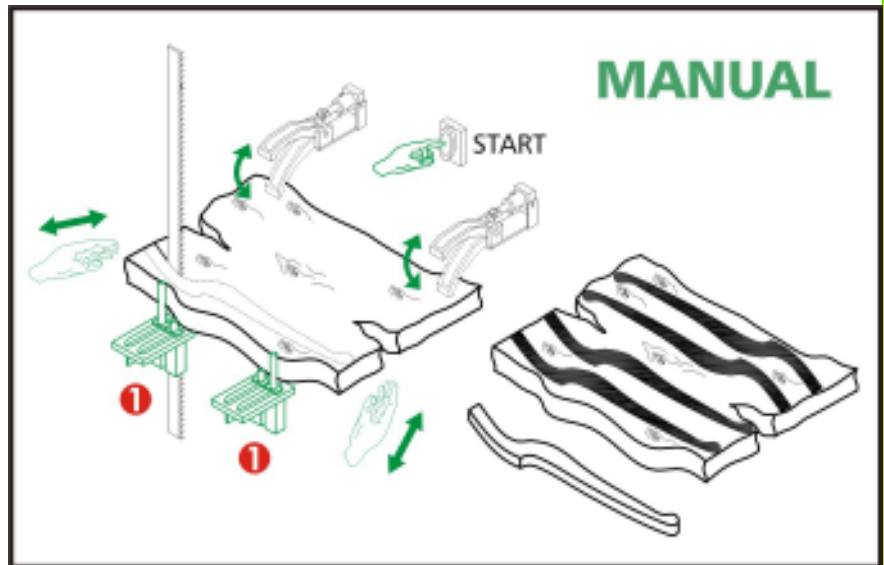
		CNC	CNC HOPPER	CNC HOPPER 025	CNC UNIVERSAL
Cutting section (mm)	Mbd. 013	1300 x 850 x 100 H	1300 x 1200 x 100 H	2550 x 1250 x 100 H	1300 x 850 x 100 H
	Mbd. 020	2000 x 850 x 100 H	2000 x 1200 x 100 H		2000 x 850 x 100 H
Angle of cut		+/- 90°			
Minimum cutting radius		mm 55			
Cast aluminium flywheels		Ømm 900			
Blade size		mm 5900x 13 (16-19)			
Self-braking motor		HP 10	HP 10	HP 15	HP 10
Machine dimension (mm)	Mbd. 013	3600 x 2350 x 2500 H	4000 x 3200 x 2500 H	6000 x 3600 x 2500 H	3600 x 2350 x 2500 H
	Mbd. 020	5000 x 2350 x 2500 H	5400 x 3200 x 2500 H		5000 x 2350 x 2500 H
KG.	Mbd. 013	2400	2900	4300	2600
	Mbd. 020	3300	3800		3500



The **MZ CNC** model is particularly suitable for cutting rough solidwood boards with irregular shape and defects.

The stock is manually positioned on the working table, and manually repositioned on the cutting line after each sawing operation against two pneumatic positive stops located on the side of the machine bed. (1) This will determine the width size of the finished parts.

The working table is fitted with two adjustable pneumatic clamps to hold down the uncut workpiece onto the table as it passes through the blade.

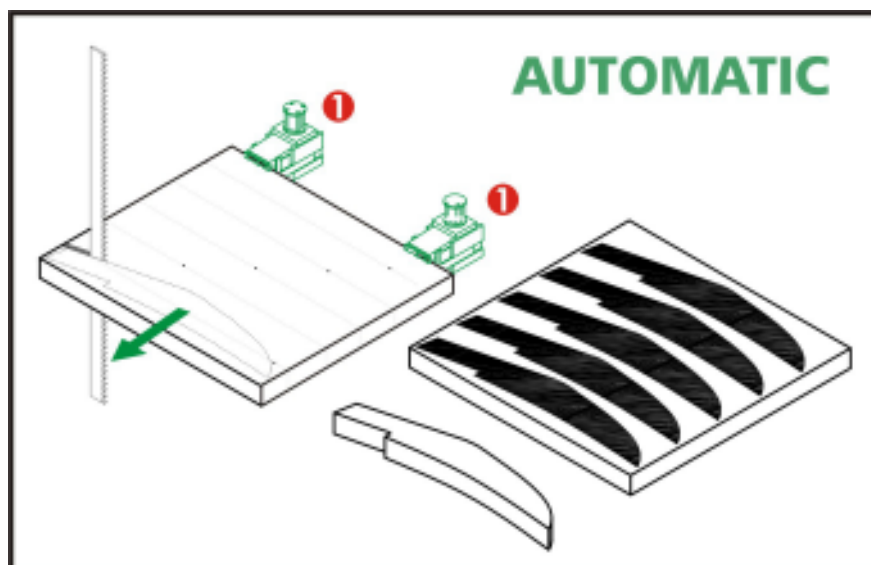




P R O J E C T
WOOD - WORKING MACHINERY

The **MZ CNC HOPPER** model instead, is particularly suitable for cutting laminated wooden panels and any other sort of timber or panel with regular shape and no defects.

The “Y” axis together with an automatic feeding device (1) located on the working table automatically positions the stock on the cutting line after each sawing operation till the stock is finished, without any operator intervention.

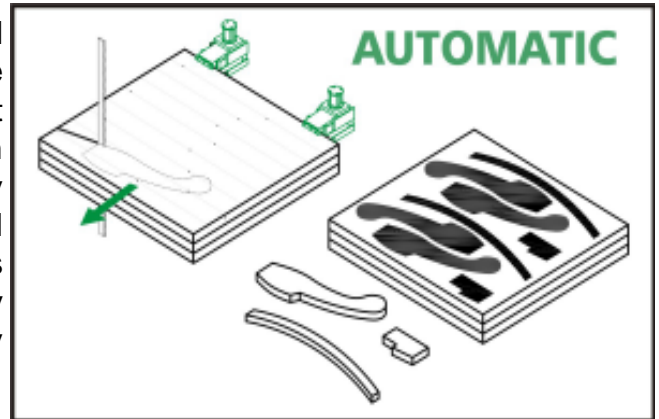




PROJECT

WOOD - WORKING MACHINERY

The **MZ CNC HOPPER 025** is the latest model entering our CNC machinery family. It is possible to install an optional point to point drilling unit directly controlled by the CNC controller. With its larger table the model CNC 025 is very suitable to work large panels (standard 2550x1250 mm or 100.39 x 49.21 inch). This machine finds its place in the processing of any kind of panel and particularly in the upholstery business.





PROJECT

WOOD - WORKING MACHINERY

With the **MZ CNC UNIVERSAL** machine we have developed an addition to our wide range of machinery for the cutting of profiled parts.

MZ CNC UNIVERSAL is designed to handle any type of wood: rough cut solid wood boards with defects, laminated panels or other similar materials.

Versatility is the primary feature of this machine series which may be run in one of three modes manual, semi-automatic or fully automatic.

MANUAL MODE: when cutting poor quality materials with many defects. After positioning the stock at the cutting line to avoid defects the operator activates the cutting cycle.

SEMI-AUTOMATIC MODE: when cutting medium to good quality material with few or no defects.

The stock is automatically positioned to the cutting line after each cutting cycle by the driven side rollers. (1) The operator may pause the cycle at any time to reposition the stock as necessary and activates the cutting cycle.

AUTOMATIC MODE: when cutting good quality material with no defects. The stock is automatically positioned to the cutting line after each cutting cycle by driven side rollers until the stock is completely cut.

